



## Home Learning

We have planned work so you can and must continue your learning.

**It is very important you follow the timetable and complete all work to ensure you do not fall behind with your learning.**

**You will need to access to the internet as the work is on the Oak National Academy website.**

**Instructions are provided below**

**Each day complete the work set.**

**Daily maths and English.**

**A topic lesson a day.**

After you have completed the work and quiz from the Oak Academy lesson, take a screen shot of your answers and put onto class Dojo.

**Your class teacher will be checking this daily on class dojo. You can message the teacher on class dojo if you need support or advice.**

This information is also on class dojo and the school website.

**Where to get the daily Maths and English Lessons-**

**1, Go to the oak national Academy- <https://www.thenational.academy/>**

Home  
About Oak  
People & Partners  
News & Views  
Contact  
Support & FAQ

More Oak:

Teacher Hub Lessons



The screenshot shows the Oak National Academy website interface. At the top, there are navigation buttons for 'Teacher Hub', 'Lessons', and a 'Menu' icon. Below the navigation is a header with the text 'How Oak can support your remote learning planning' and a background image of a student writing. The main content area is titled 'Teachers' and contains the text: 'In our dedicated Teacher Hub you can browse our full curriculum, search and view our lessons, and download, edit and share slides, worksheets and videos with your pupils and colleagues.' At the bottom of this section, there are buttons for 'Teacher Hub' and 'School Support'.



## 2, Go to lessons

Oak National Academy


### Online Classroom

Nearly 10,000 free video lessons, resources and activities, covering most subjects, from Reception to Year 11



Find Lessons

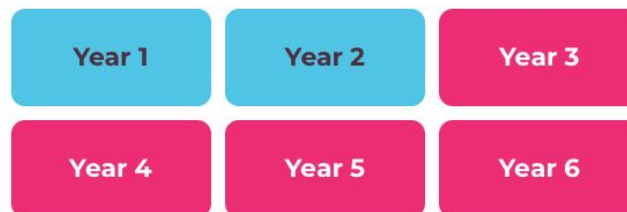
#### Browse the classroom



## 3, Go into schedule.

## 4. Choose your year group

### Primary



## 5. Check it is the right week.

**Year 5, Schedule** ⋮

Change year

**This week** Week 6 of 14

12th October

Previous Week Next Week

Monday **Tuesday** Wednesday Thursday Friday

Lesson 1 - English Spelling 📺

To practise and apply knowledge of suffixes: -ic, -al and -ity -tion -ness, including test

24m video

Lesson 2 - Maths 📺

Reading and interpreting line graphs

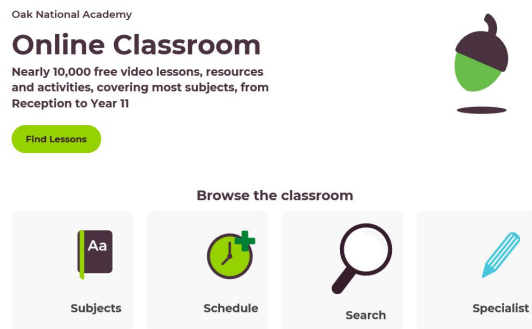
28m video

## 6. Upload a picture of your quiz answers on to class Dojo



### Where to get the daily Topic Lesson

- 1, Go to the oak national Academy- <https://www.thenational.academy/>
- 2, Go to lessons as above.
- 3, Go to **Subjects**



- 4, Go on to Key Stage 2

Primary



- 5, Choose the subject of the day as directed by your class teacher via Class Dojo



- 6, Go on to the subject area as directed.
- 7, Up load a picture of your quiz answers on to class Dojo.

**If you have internet issues and are unable to work online, please contact school as soon as possible.**